



CARILLON
FAMILY OF FUNDS



CARILLON EAGLE Mid Cap Growth Fund

In pursuit of consistency for plan participants

Not FDIC Insured

May Lose Value

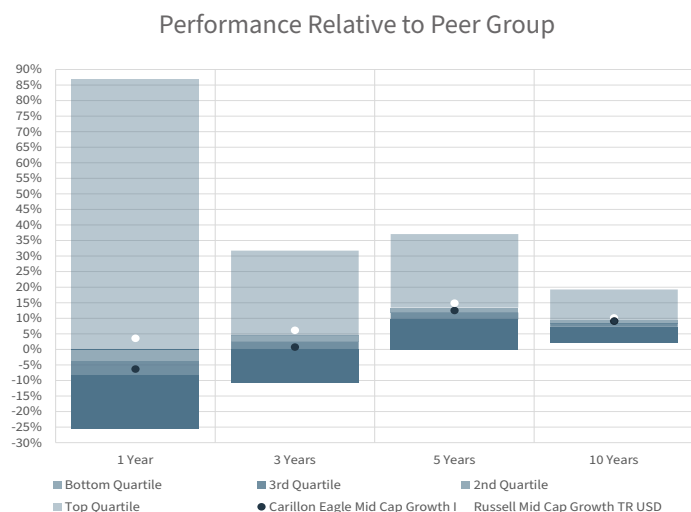
No Bank Guarantee

CARILLON EAGLE Mid Cap Growth Fund

WHY Carillon Eagle Mid Cap Growth in a plan lineup?

Companies that consistently grow their earnings help provide a foundation for reaching participants' long-term retirement goals. The Carillon Eagle Mid Cap Growth Fund has a track record of competitive returns (on a net basis) through investing in companies with accelerating earnings growth at a reasonable valuation.

As illustrated by the chart below, the Fund has provided strong long-term results.



Source: Morningstar Direct. As of 03/31/2025.

Long-Term Growth Potential of Mid Cap Allocation

The chart below reinforces the importance of dedicated exposure to the mid-cap market capitalization. A hypothetical growth of \$10,000 in the Carillon Eagle Mid Cap Growth Fund outperforms (on a net basis) the Russell Midcap® Growth and Russell 2000 indices. In addition, the Russell Midcap and Carillon Eagle Mid Cap Growth both outperform the other capitalization ranges.

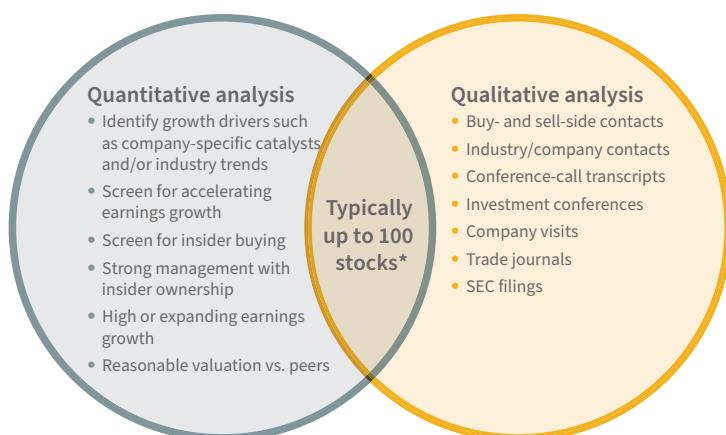


Source: Morningstar. As of 03/31/2025. Past performance is no guarantee of future result. Performance above is for Class I shares and reflects the reinvestment of dividends and capital gains. Performance for other share classes will differ due to differences in fees, expenses and sales charges.

WHAT makes the investment process distinctive?

Planning for retirement takes long-term vision and common-sense, proven strategies. This is an approach the investment team of Carillon Eagle Mid Cap Growth Fund knows well. The team follows a common-sense philosophy based on diligent fundamental analysis in choosing stocks for its Fund.

Accelerating Growth... at A Reasonable Valuation



*The current number of holdings as of 03/31/25 is 90.

WHO is the investment team?



Eric Mintz, CFA
Portfolio Manager

- 29 Years of Industry Experience
- 19 Years with Eagle Asset Management



Christopher Sassouni, DMD
Portfolio Manager

- 34 Years of Industry Experience
- 21 Years with Eagle Asset Management



David Cavanaugh
Portfolio Manager

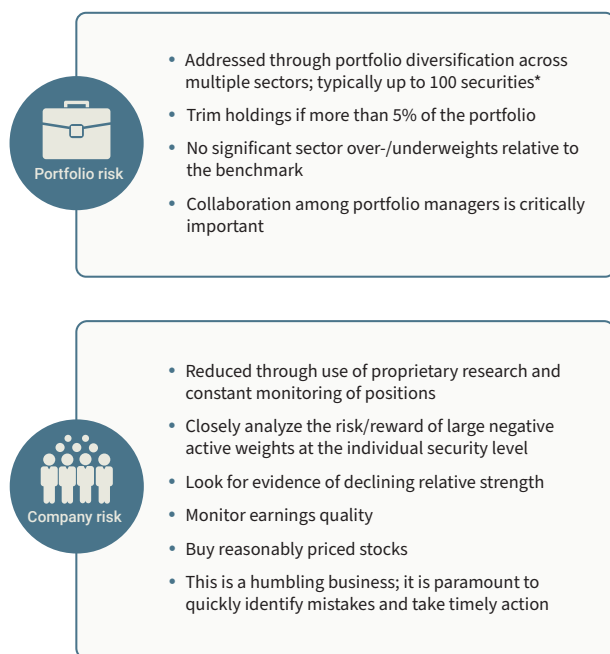
- 28 Years of Industry Experience
- 7 Years with Eagle Asset Management

There is no guarantee that the investment objective/goals will be met.



The investment team rigorously analyzes corporate filings, industry data and external research, and then meets with company management, and even talks to suppliers and questions competitors. The team has an intense focus on proactive risk management as illustrated in the following chart:

Proactive Focus on Risk Management



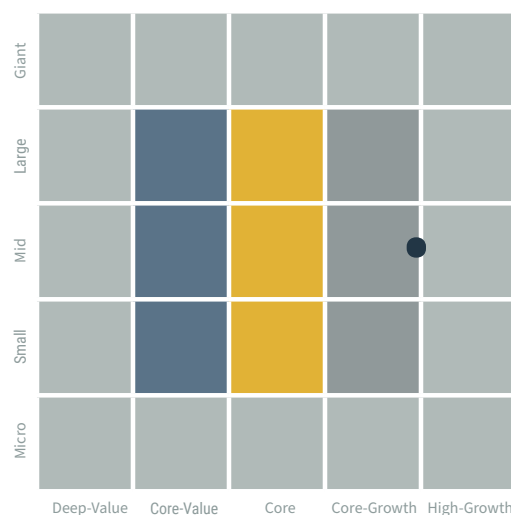
Finally, the team has a bias to stick with winners. The Fund aims to provide a portfolio of diverse holdings that typically contains up to 100 securities*.

WHERE does Carillon Eagle Mid Cap Growth Fund fit in a plan lineup?

The Carillon Eagle Mid Cap Growth Fund offers plan sponsors a competitive mid-cap growth option to diversify and potentially strengthen an investment option lineup. The Fund's investing style is mid-cap, high-growth as illustrated below.

Holdings-Based Style Map

Morningstar Style Box™: Equity Holdings



● Carillon Eagle Mid Cap Growth I class

Source: Morningstar

SUMMARY



Accelerated growth – The Fund's philosophy is to seek companies with a high or accelerating earnings growth rate.



The Fund is attractively priced, as the **net expense ratio** for Carillon Eagle Mid Cap Growth Fund (I share) is among the lowest, scoring in the bottom quartile within the Morningstar Mid Cap Growth category¹.



Outstanding risk/return – The Fund has a track record of consistent outperformance on a relative and risk-adjusted basis.



Intense focus on risk management – The investment team continuously gathers industry data to support/challenge investment thesis and monitor relative strength to identify potential problems.



Culture of investment excellence – The team creates written reports and monthly updates, to provide objective performance measurement.

¹Source: Morningstar. Carillon Eagle Mid Cap Growth I shares are ranked 62 out of 471 U.S. Mid-Cap Growth Funds in net expense ratio. As of 04/04/25.

*The current number of holdings as of 03/31/25 is 90.

Average Annual Total Returns (%) As of 03/31/2025
Carillon Eagle Mid Cap Growth Fund

	QTD	YTD	1 YR	3 YR	5 YR	10 YR	Since Inception	Expense Ratio	Inception
Class A (at NAV)	-9.33	-9.33	-6.58	0.44	12.16	8.86	11.01	1.05%	8/20/98
Class A (at Offer)	-13.63	-13.63	-11.02	-1.17	11.08	8.33	10.80	1.05%	
Class C* (at NAV)	-9.49	-9.49	-7.23	-0.25	11.40	8.10	10.21	1.73%	8/20/98
Class C* (at Offer)	-10.40	-10.40	-7.23	-0.25	11.40	8.10	10.21	1.73%	
Class I	-9.27	-9.27	-6.30	0.75	12.52	9.20	10.52	0.73%	6/21/06
Class R-6	-9.25	-9.25	-6.21	0.84	12.61	9.30	11.80	0.64%	8/15/11
Russell Midcap* Growth Index	-7.12	-7.12	3.57	6.16	14.86	10.14	-		

The performance quoted represents past performance and does not guarantee future results. Investment return and principal value of an investment will fluctuate so that shares, when redeemed, may be worth more or less than their original cost. Performance at offer reflects a maximum front-end sales charge of 4.75 percent for Class A shares; a contingent deferred sales charge of 1 percent for Class C share redemptions made earlier than one year after purchase. Performance data quoted reflects reinvested dividends and capital gains. Returns of less than one year are not annualized. Current performance may be lower or higher than the performance quoted. Performance data current to the most recent month-end may be obtained by calling 1.800.421.4184 or visiting carillonfunds.com.

“Performance “at NAV” assumes that no front-end sales charge applied or the investment was not redeemed. Performance “at offer” assumes that a front-end sales charge applied to the extent applicable.”

Class I and Class R shares have no sales charge and are only available to certain investors. See the prospectus for more information.

*The Carillon Family of Funds will convert class C share accounts that are more than 8 years old to class A shares on the third of each month. Shareholders may continue to purchase shares in either class, but will be required to pay a sales charge on new purchases of Class A shares.

Risk Considerations: Investments in mid-cap and small-cap companies generally involve greater risks than investing in larger capitalization companies. Mid-cap companies often have narrower commercial markets, more limited managerial and financial resources, and more volatile trading than larger, more established companies.

Growth companies are expected to increase their earnings at a certain rate. When these expectations are not met, investors may punish the stocks excessively, even if earnings showed an absolute increase. Growth company stocks also typically lack the dividend yield that can cushion stock prices in market downturns. The companies engaged in the technology industry are subject to fierce competition and their products and services may be subject to rapid obsolescence. The values of these companies tend to fluctuate sharply.

ABOUT Carillon Family of Funds and Retirement Solutions

Carillon Family of Funds offers a broad array of investment options overseen by highly regarded portfolio managers as well as a Retirement Solutions team dedicated to supporting financial professionals, investment analysts, record-keepers and platform distribution teams in the Defined Contribution Investment Only (DCIO) marketplace. DCIO refers to investment mandates awarded within qualified retirement plans such as 401(k), 403(b) and 457 plans.

Carillon Tower Advisers is a global asset management company that combines the exceptional insight and agility of individual investment teams with the strength and stability of a full-service firm. Together with our boutique investment managers – Chartwell Investment Partners, ClariVest Asset Management, Cougar Global Investments, Eagle Asset Management, Reams Asset Management (a division of Scout Investments) and Scout Investments – we offer a range of investment strategies and asset classes, each with a focus on risk-adjusted returns and alpha generation. We believe providing a lineup of seasoned, committed portfolio managers – spanning a wide range of disciplines and investing vehicles – is the best way to help investors seek their long-term financial goals.

Carillon Tower Advisers is the investment adviser for the Carillon Family of Funds and Eagle Asset Management is the sub-adviser to the Carillon Eagle Mid Cap Growth Fund. Carillon Fund Distributors is a wholly owned subsidiary of Eagle Asset Management and Eagle Asset Management is a wholly owned subsidiary of Carillon Tower Advisers. All entities named are affiliates.

London Stock Exchange Group plc and its group undertakings (collectively, the “LSE Group”). © LSE Group 2025. FTSE Russell is a trading name of certain of the LSE Group companies. Russell® is a trade mark of the relevant LSE Group companies and is used by any other LSE Group company under license. All rights in the FTSE Russell indexes or data vest in the relevant LSE Group company which owns the index or the data. Neither LSE Group nor its licensors accept any liability for any errors or omissions in the indexes or data and no party may rely on any indexes or data contained in this communication. No further distribution of data from the LSE Group is permitted without the relevant LSE Group company’s express written consent. The LSE Group does not promote, sponsor or endorse the content of this communication.

The Russell Top 200® Index measures the performance of the 200 largest companies in the Russell 1000® Index.

The Russell Midcap® Growth Index measures the performance of the mid-cap growth segment of the U.S. equity universe. It includes those Russell Midcap Index companies with higher price-to-book ratios and higher forecasted growth values.

The Russell 2000® index is an index measuring the performance of approximately 2,000 small-cap companies in the Russell 3000® Index, which is made up of 3,000 of the biggest U.S. stocks.

Investors cannot invest directly in an index and unmanaged index returns do not reflect any fees, expenses or sales charges.

©2025 Morningstar, Inc. All Rights Reserved. Certain information contained herein: (1) is proprietary to Morningstar and/or its content providers; (2) may not be copied or distributed; and (3) is not warranted to be accurate, complete or timely. Neither Morningstar nor its content providers are responsible for any damages or losses arising from any use of this information.

To learn more about our retirement solutions, visit carillonfunds.com

Please consider the investment objectives, risks, charges, and expenses of any fund carefully before investing. Call 1.800.421.4184 or your financial professional for a prospectus, which contains this and other important information about the funds. Read the prospectus carefully before you invest or send money.

880 Carillon Parkway | St. Petersburg, FL 33716 | carillonfunds.com

Carillon Fund Distributors, Inc., Member FINRA | M-714961 | Exp. 07/31/2025 | BR-CFF-EMCGRB

©2025 Carillon Tower Advisers, Inc. All rights reserved.