



CARILLON  
FAMILY OF FUNDS



# **CARILLON SCOUT** Small Cap Fund

Navigating Fundamentals for Plan Participants

Not FDIC Insured

May Lose Value

No Bank Guarantee

# CARILLON SCOUT Small Cap Fund

## WHY small caps for plan participants

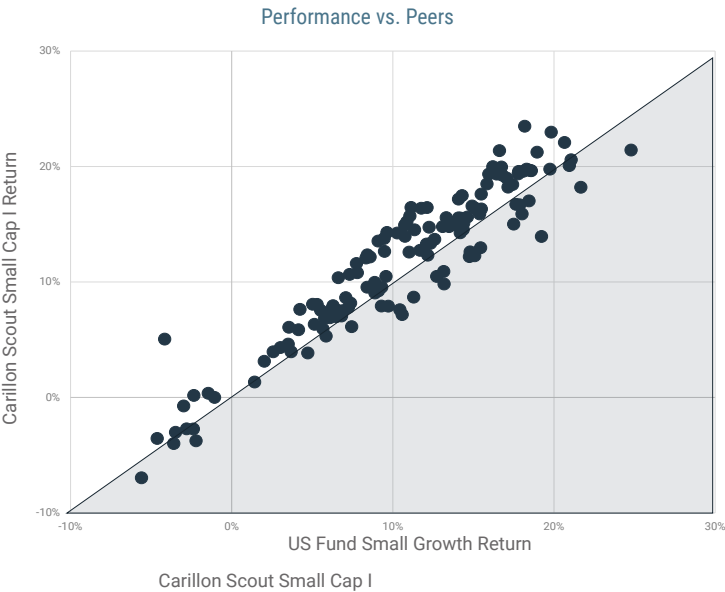
Navigating investment selection in fund lineups is high-stakes work, since defined contribution plans are the primary retirement savings vehicle for so many. From ensuring effective diversification across asset classes to effective risk mitigation and expense ratio considerations, plan sponsors and their financial professionals face a challenging landscape when ensuring plan participants have suitable options to help them reach their retirement goals. **It's important to focus on the fundamentals.**

The Carillon Scout Small Cap Fund investment team puts value in the fundamentals. By applying a selective approach, repeatable processes steeped in rigorous research, a focus on quality companies and application of risk controls, they strive to generate alpha<sup>†</sup> while pursuing lower beta<sup>‡</sup> when seeking long-term consistent performance – **fundamentals that align with today's participants' needs.**

## WHAT Scout managers do

The Carillon Scout Small Cap Fund provides a compelling investment growth profile, coupled with an active, conservatively managed strategy with a high quality bias. In fact, 56 percent of the fund's relative outperformance against the benchmark derives from stock selection.<sup>1</sup>

Additionally, the fund's rolling 5-year return has outperformed the average return for peers within its Morningstar category 78 percent of the time since 2015.\*



As of 09/30/2024. Source: Morningstar

<sup>1</sup>Sourced from Bloomberg Portfolio Analytics based on the stock selection of a Brinson style attribution run against the Russell 2000® Growth Index categorized by GICS sectors for the 5 year period ending 09/30/2024.

\*107 out of 137 monthly time periods of rolling five-year returns of the fund's class I shares compared to the Morningstar US Fund Small Growth category.

Each observation in the rolling 5-year returns chart represents the rolling 5-year total return for the Carillon Scout Small Cap Fund (I share) as of month end from May 31, 2015, through Sept. 30, 2024. The trend line is a hypothetical representation of the fund and Morningstar US Fund Small Growth category average returns. The data does not represent outperformance during each month. The Carillon Scout Small Cap Fund (I share) did not outperform the Morningstar US Fund Small Growth category average 78.10% of the months during the time period stated. Percentage of outperformance is based on the rolling 5-year observations during the time period stated.

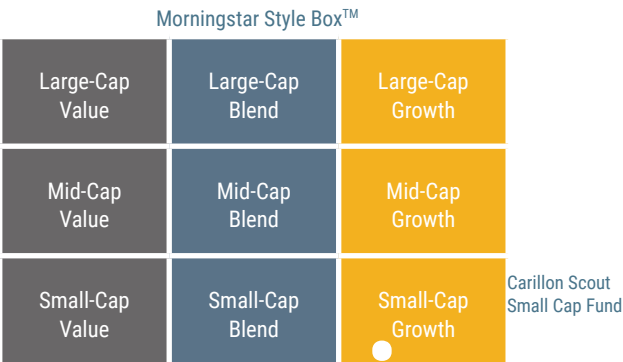
†Alpha measures performance vs. a benchmark on a risk-adjusted basis.

‡Beta measures the sensitivity of an investment to the movement of its benchmark.

## WHERE does the fund fit in a plan lineup?

The Carillon Scout Small Cap Fund offers plan sponsors a competitive small-cap growth option to diversify and potentially strengthen an investment option lineup.

Scout managers' active risk mitigation in the historically more volatile small-cap asset class may also provide benefits to fiduciaries seeking relative stability.

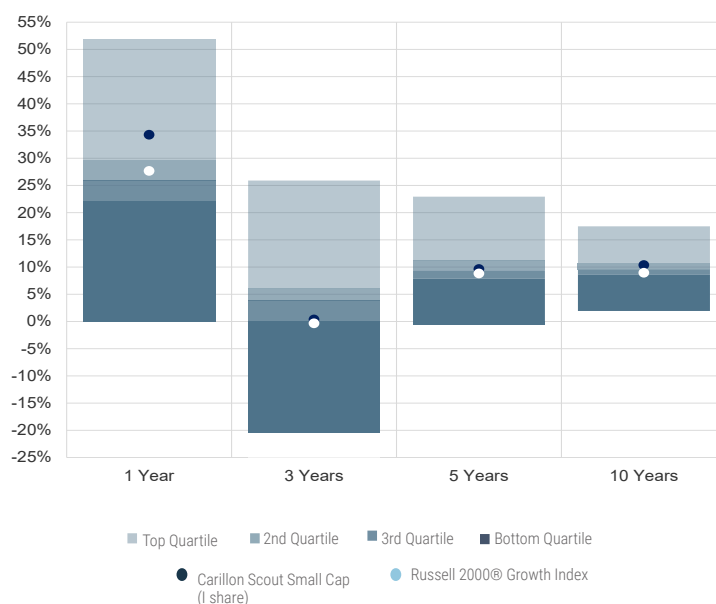




## HOW Scout's approach supports participants' needs

- **Secular vs. Cyclical:** The investment team is influenced by long-term secular trends evolving over extended periods of time (at least three to five years, but typically longer). The Scout team believes these trends are the prime drivers of long-term equity returns. The Carillon Scout Small Cap Fund team has a long-term growth focus over a wide spectrum of companies, from healthcare to social media. The team focuses on companies' financial strength, competitive positioning and management quality.
- **Growth with Valuation in Mind:** Implicit in the Scout team's investment philosophy is the belief that buying companies at attractive valuations helps to maximize long-term results by not overpaying for future growth.
- **Seeking Low Volatility:** The Fund's managers focus on mitigating risk, but not to the detriment of returns. The Carillon Scout Small Cap Fund is in the top half among Morningstar peers (US OE Small Cap Growth) when it comes to the ten-year information ratio\* (excess return vs. the benchmark divided by Standard Deviation).<sup>2</sup>
- **Long-Term Performance Relative to Peers:** The Carillon Scout Small Cap Fund also shows consistent outperformance of the benchmark Russell 2000® Growth Index over the one-(on a relative basis), three-, and ten-year periods.

Performance Relative to Peer Group



As of 09/30/2024.

Source: Morningstar Direct

## SUMMARY



The Carillon Scout Small Cap Fund couples **active, conservative management** with a **long-term focus and emphasis on quality companies**.



The Fund offers **capacity in the capacity-challenged small-cap space**.  
**Net assets:** \$263.05 million (as of 09/30/2024).



The Fund maintains a **low turnover:** <sup>3</sup> **7 percent** (fiscal year ended Oct. 31, 2023).



The management fee for the Carillon Scout Small Cap Fund was **lowered from 75 to 60 basis points** on March 1, 2018. The reduction places the Fund in the **lowest fee quartile within the Morningstar Small Cap Growth category**.<sup>4</sup>



The Fund seeks **competitive performance and positive alpha**, while employing a **risk management strategy that pursues lower beta**.

\*31th percentile out of 390 funds ranked by Morningstar as of 09/30/2024.

<sup>2</sup>Standard Deviation measures the risk or volatility of an investment's return over a particular time period; the greater the number, the greater the risk.

<sup>3</sup>Turnover (T/O) is a measure of the Fund's trading activity that represents the portion of the Fund's holdings that has changed over a year. There is no assurance that the Fund will maintain its current level of turnover.

<sup>4</sup>Source: Morningstar. Carillon Scout Small Cap Fund I-shares are ranked 7.75 percent (lowest quartile) in management fees among 555 funds in the Small Cap Growth category as of 10/11/2024.

Average Annual Total Returns (%) as of 09/30/2024  
Carillon Scout Small Cap Fund

	QTD	YTD	1 YR	3 YR	5 YR	10 YR	Life of Class	Gross Expense Ratio	Net Expense Ratio (After Waiver)	Inception
Class A (at NAV)	9.75	18.91	33.97	0.12	9.37	-	8.37	1.20%	-	11/20/17
Class A (at Offer)	4.55	13.26	27.62	-1.49	8.31	-	7.60	1.20%	-	
Class C* (at NAV)	9.56	18.27	33.00	-0.63	8.55	-	7.56	1.94%	-	11/20/17
Class C* (at Offer)	8.56	17.27	33.00	-0.63	8.55	-	7.56	1.94%	-	
Class I	9.81	19.13	34.32	0.36	9.64	10.37	9.17	0.96%	0.95%	7/2/01
Class R-6	9.83	19.21	34.45	0.46	9.74	-	8.75	0.86%	0.85%	11/20/17
Russell 2000® Growth Index	8.41	13.22	27.66	-0.35	8.82	8.95	-			

Performance data quoted represents past performance which does not guarantee future results. The investment return and principal value will fluctuate so that shares, when redeemed, may be worth more or less than their original cost. Net performance reflects a maximum front-end sales charge or 4.75% for class A shares. A 1% contingent deferred sales charge for class C shares is charged on redemptions made within 12 months of purchase, but not at one year. The fund's investment adviser, Carillon Tower Advisers, Inc. has contractually agreed to waive or reimburse certain fees and expenses through April 30, 2025, and may recover/recoup previously waived expenses that it assumes within the following two fiscal years. Performance data quoted reflects reinvested dividends and capital gains. Returns less than one year are not annualized. Current performance may be higher or lower than the performance data quoted. Performance data current to the most recent month-end may be obtained by calling 1.800.421.4184 or visiting [carillonfunds.com](http://carillonfunds.com).

Performance "at NAV" assumes that no front-end sales charge applied or the investment was not redeemed. Performance "at offer" assumes that a front-end sales charge applied to the extent applicable.

Class I and R shares have no sales charge and are only available to certain investors. See the prospectus for more information.

\*The Carillon Family of Funds will convert class C share accounts that are more than 8 years old to class A shares on the third of each month. Shareholders may continue to purchase shares in either class, but will be required to pay a sales charge on new purchases of Class A shares.

RISK CONSIDERATIONS

Due to the limited focus, the Fund is more susceptible to market volatility because smaller companies may not have the management experience, financial resources, product diversification and competitive strengths of larger companies. Additionally, smaller company stocks tend to be sold less often and in smaller amounts than larger company stocks.

Investments in mid-cap and small-cap companies generally involve greater risks than investing in larger capitalization companies. Mid-cap companies often have narrower commercial markets, more limited managerial and financial resources, and more volatile trading than larger, more established companies.

Real Estate Investment Trusts (REITS) may be affected by economic conditions including credit risk, interest rate risk and other factors that affect property values, rents or occupancies of real estate.

Foreign investments present additional risks due to currency fluctuations, economic and political factors, government regulations, differences in accounting standards and other factors.

Investments in emerging markets involve even greater risks.

Groups of stocks, such as value and growth, go in and out of favor which may cause certain funds to underperform other equity funds.

Because the fund normally will hold a focused portfolio of stocks of fewer companies than many other diversified funds, the increase or decrease of the value of a single stock may have a greater impact on the fund's net asset value and total return.

Investments in the securities of other investment companies, including money market funds and exchange-traded funds ("ETFs") (which may, in turn invest in equities, bonds, and other financial vehicles), may involve duplication of advisory fees and certain other expenses.

ABOUT Carillon Family of Funds and Retirement Solutions

Carillon Family of Funds offers a broad array of investment options overseen by highly regarded portfolio managers as well as a Retirement Solutions team dedicated to supporting professionals, investment analysts, record-keepers and platform distribution teams in the Defined Contribution Investment Only (DCIO) marketplace. DCIO refers to investment mandates awarded within qualified retirement plans such as 401(k), 403(b) and 457 plans.

Carillon Tower Advisors is a global asset management company that combines the exceptional insight and agility of individual investment teams with the strength and stability of a full-service firm. Together with our boutique investment managers – Chartwell Investment Partners, ClariVest Asset Management, Cougar Global Investments, Eagle Asset Management, Reams Asset Management (a division of Scout Investments) and Scout Investments – we offer a range of investment strategies and asset classes, each with a focus on risk-adjusted returns and alpha generation. Carillon believes providing a lineup of seasoned, committed portfolio managers – spanning a wide range of disciplines and investing vehicles – is the best way to help investors seek their long-term financial goals.

Carillon Tower Advisors is the investment adviser for the Carillon Family of Funds and Scout Investments is the sub-adviser to the Carillon Scout Small Cap Fund. Scout Investments is a wholly owned subsidiary of Carillon Tower Advisers. Carillon Fund Distributors is a wholly owned subsidiary of Eagle Asset Management (a sub-adviser to certain of the Carillon Family of Funds) and Eagle Asset Management is a wholly owned subsidiary of Carillon Tower Advisers. All entities named are affiliates.

London Stock Exchange Group plc and its group undertakings (collectively, the "LSE Group"). © LSE Group 2024. FTSE Russell is a trading name of certain of the LSE Group companies. Russell® is a trademark of the relevant LSE Group companies and is used by any other LSE Group company under license. All rights in the FTSE Russell indexes or data vest in the relevant LSE Group company which owns the index or the data. Neither LSE Group nor its licensors accept any liability for any errors or omissions in the indexes or data and no party may rely on any indexes or data contained in this communication. No further distribution of data from the LSE Group is permitted without the relevant LSE Group company's express written consent. The LSE Group does not promote, sponsor or endorse the content of this communication.

The Russell 2000® Growth Index measures the performance of the small-cap growth segment of the U.S. equity universe. It includes those Russell 2000 companies with higher price-to-book ratios and higher forecasted growth values. Investors cannot invest directly in an index and unmanaged index returns do not reflect any fees, expenses or sales charges.

©2024 Morningstar, Inc. All Rights Reserved. Certain information contained herein: (1) is proprietary to Morningstar and/or its content providers; (2) may not be copied or distributed; and (3) is not warranted to be accurate, complete or timely. Neither Morningstar nor its content providers are responsible for any damages or losses arising from any use of this information.

To learn more about our retirement solutions, visit [carillonfunds.com](http://carillonfunds.com)

Please consider the investment objectives, risks, charges, and expenses of any fund carefully before investing. Call 1.800.421.4184 or your financial professional for a prospectus, which contains this and other important information about the funds. Read the prospectus carefully before you invest or send money.  
880 Carillon Parkway | St. Petersburg, FL 33716 | [carillonfunds.com](http://carillonfunds.com)

Carillon Fund Distributors, Inc., Member FINRA | M-620605 | Exp. 01/31/2025 | BR-CFF-SSCBI

©2024 Carillon Tower Advisers, Inc. All rights reserved.